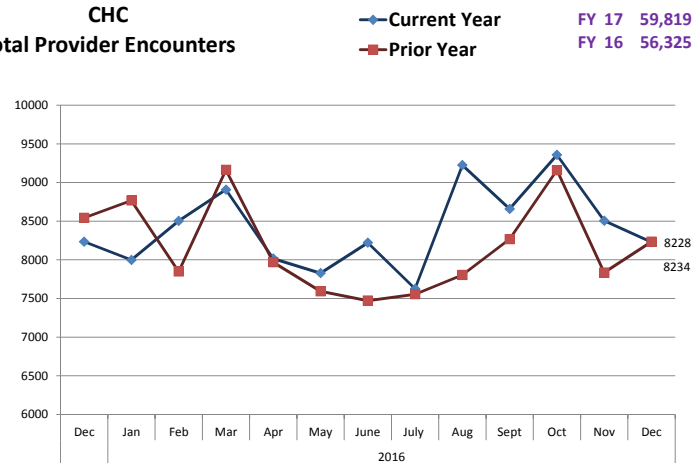


Organizational Performance

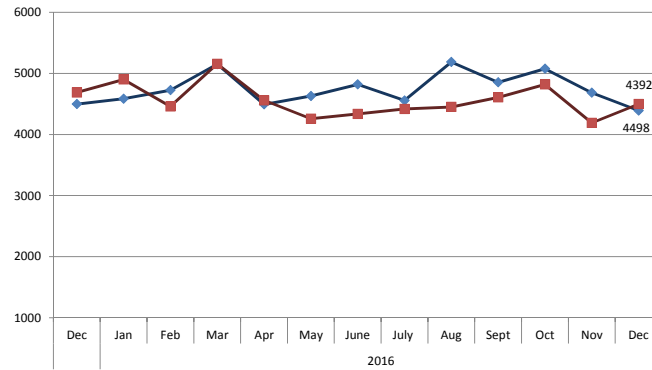
CHC
Total Provider Encounters



Total Provider Encounters Family Practice

— Current Year
— Prior Year

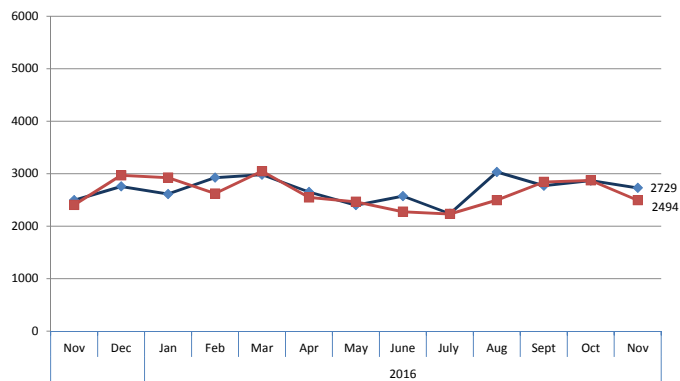
FY 17 33,569
FY 16 31,320

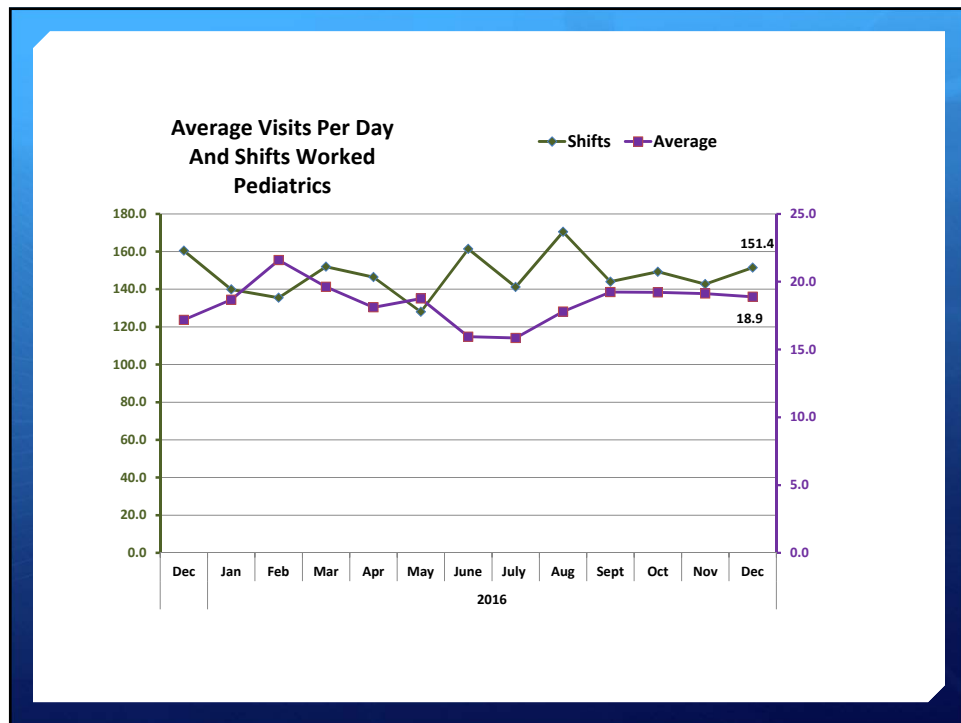
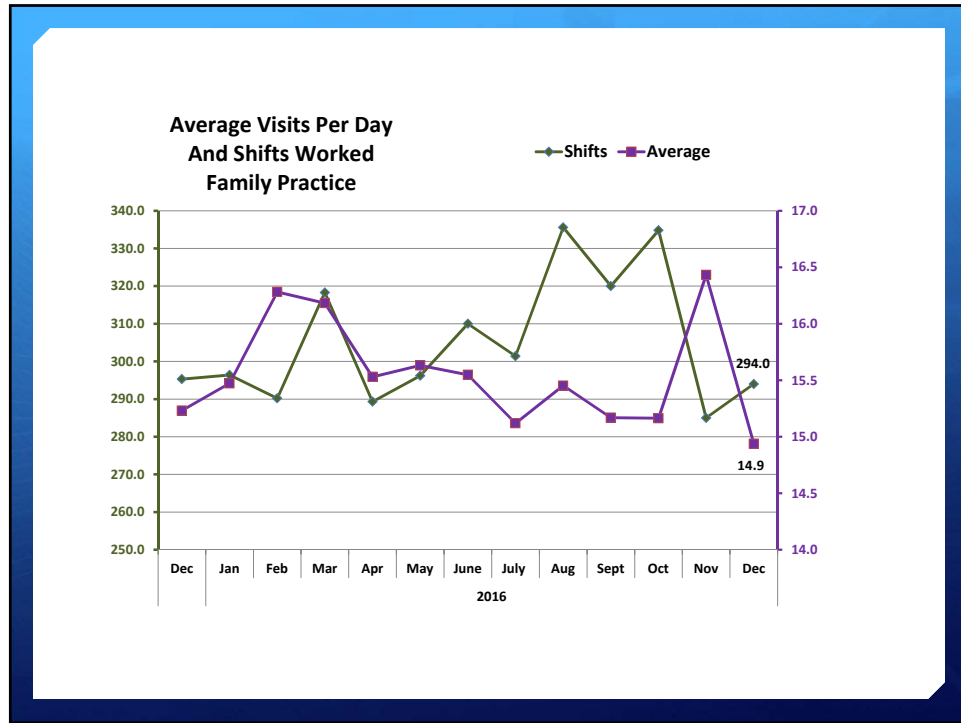


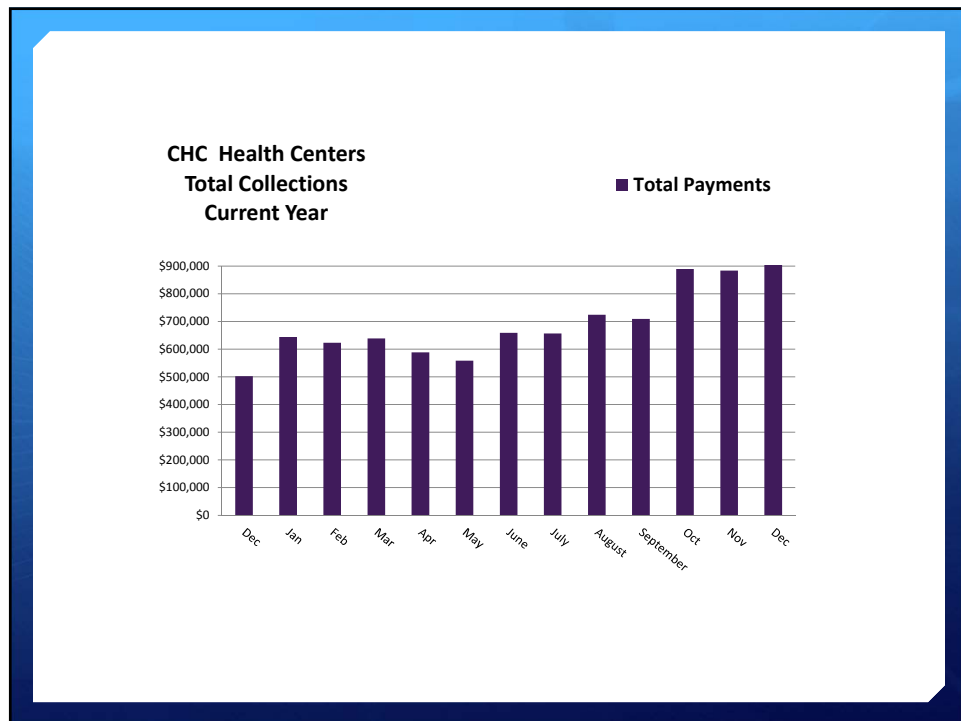
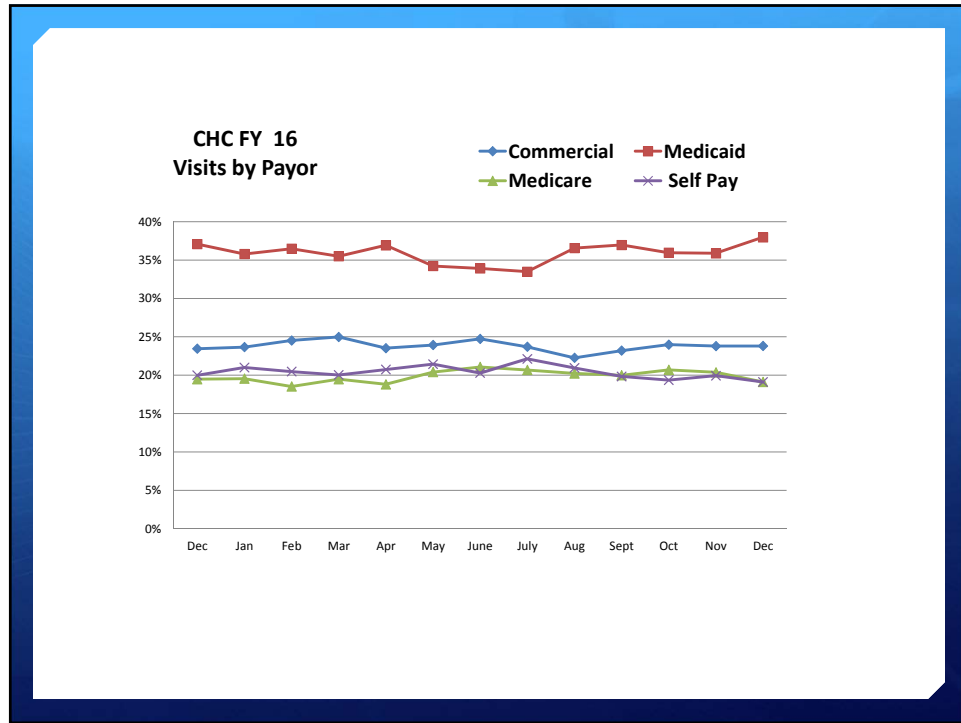
Total Provider Encounters Pediatrics

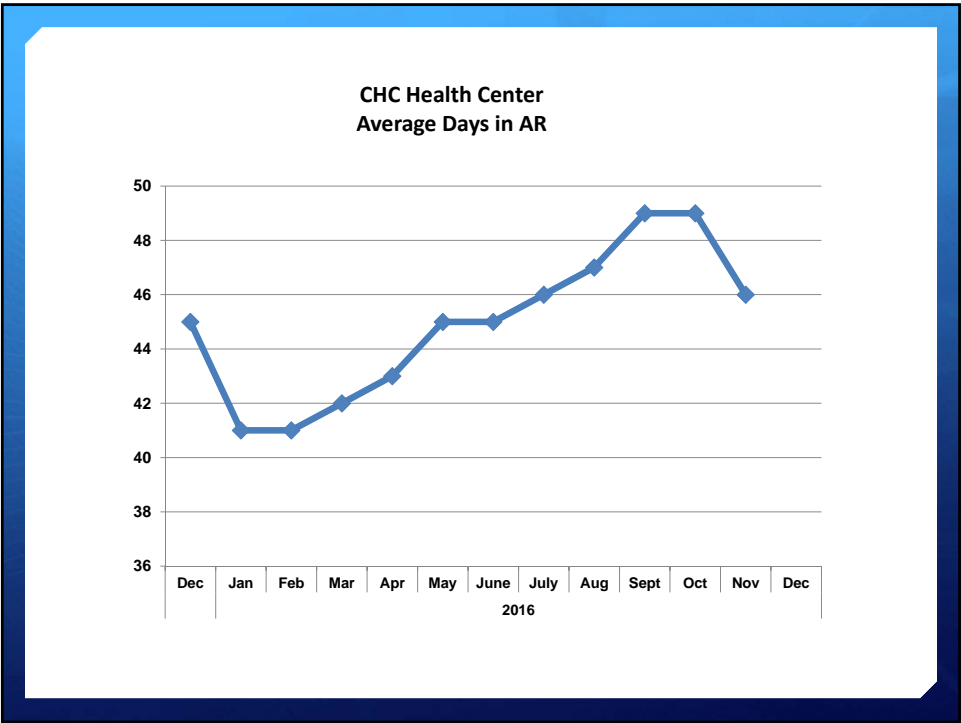
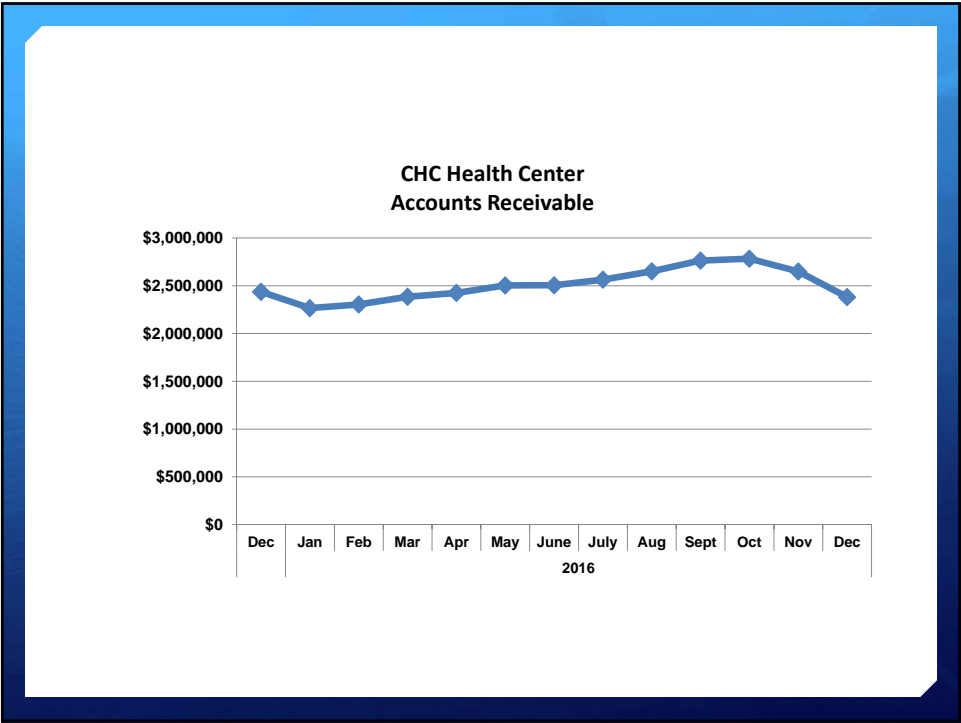
— Current Year
— Prior Year

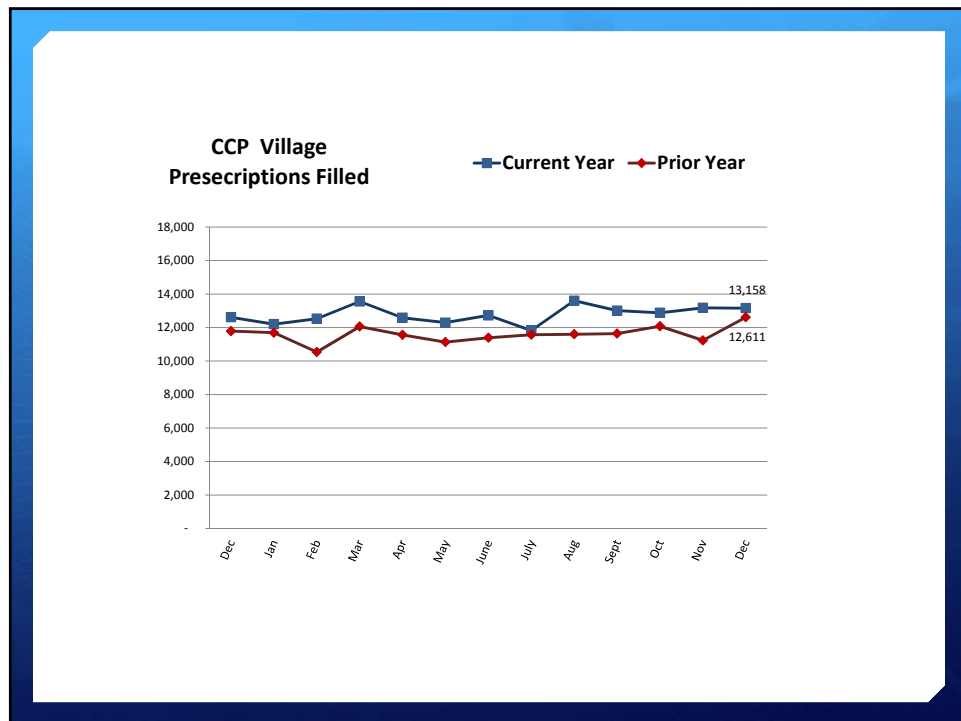
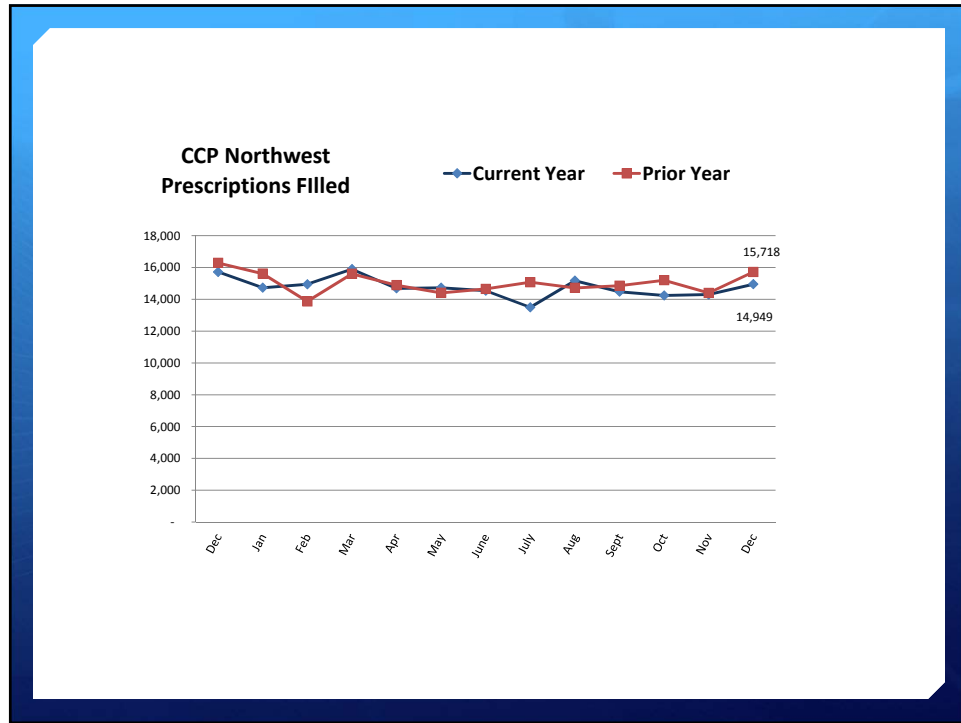
FY 17 19,069
FY 16 17,968



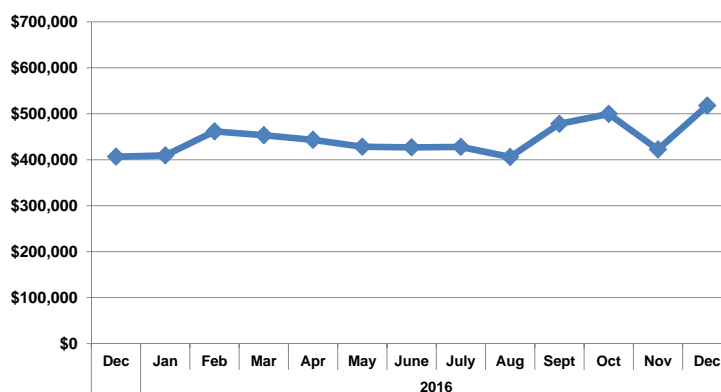








CHC Pharmacy Accounts Receivable



Carolina Health Centers Profit and Loss Statement Fiscal Year 2016

	December	Budget	\$ Over Budget
Income			
Grant Revenue	\$ 645,777	\$ 567,000	\$ 78,777
Pharmacy Retail Income	\$ 1,035,037	\$ 1,082,726	\$ (47,689)
Patient Care Income			
Patient Care Billing System Rev	\$ 1,158,726	\$ 820,000	\$ 338,726
Patient Care Revenue Other	\$ 590,777	\$ 40,000	\$ 550,777
Total Patient Care Income	\$ 1,749,503	\$ 860,000	\$ 889,503
Other Income	\$ 18,952	\$ 235,000	\$ (216,048)
Total Income	\$ 3,449,269	\$ 2,744,726	\$ 704,543
 Total Expense	 \$ 2,867,745	 \$ 2,779,191	 \$ 88,554
Net Income	\$ 581,524	\$ (34,465)	\$ 615,989

Carolina Health Centers Profit and Loss Statement Fiscal Year 2016

	<u>Jun - Dec 16</u>	<u>Budget</u>	<u>\$ Over Budget</u>
Income			
Grant Revenue	\$ 3,400,630	\$ 3,226,000	\$ 174,630
Pharmacy Retail Income	\$ 6,812,801	\$ 7,083,672	\$ (270,871)
Patient Care Income			
Patient Care Billing System Rev	\$ 5,699,237	\$ 5,177,809	\$ 521,428
Patient Care Revenue Other	\$ 1,569,301	\$ 1,120,000	\$ 449,301
Total Patient Care Income	\$ 7,268,538	\$ 6,297,809	\$ 970,729
Other Income	\$ 162,188	\$ 508,000	\$ (345,812)
Total Income	\$ 17,644,157	\$ 17,115,481	\$ 528,676
 Total Expense	 \$ 17,138,615	 \$ 17,033,505	 \$ 105,110
Net Income	<u>\$ 505,542</u>	<u>\$ 81,976</u>	<u>\$ 423,566</u>

Carolina Health Centers Balance Sheet Fiscal Year 2016

	<u>Dec 31, 2016</u>	<u>Dec 31, 2015</u>
ASSETS		
Current Assets		
Checking/Savings	\$ 2,760,506	\$ 1,439,568
Accounts Receivable	\$ 1,754,507	\$ 1,772,240
Other Current Assets	\$ 556,038	\$ 587,875
Total Current Assets	\$ 5,071,051	\$ 3,799,683
Fixed Assets	\$ 7,448,922	\$ 7,783,562
Other Assets	\$ 122,507	\$ 18,753
TOTAL ASSETS	<u>\$ 12,642,480</u>	<u>\$ 11,601,998</u>
LIABILITIES & EQUITY		
Liabilities		
Current Liabilities		
Accounts Payable	\$ 234,126	\$ 297,428
Credit Cards	\$ 16,026	\$ 9,065
Other Current Liabilities	\$ 1,148,672	\$ 1,132,654
Total Current Liabilities	\$ 1,398,824	\$ 1,439,147
Long Term Liabilities	\$ 3,029,653	\$ 3,507,366
Total Liabilities	\$ 4,428,477	\$ 4,946,513
Equity	\$ 8,214,004	\$ 6,655,484
TOTAL LIABILITIES & EQUITY	<u>\$ 12,642,481</u>	<u>\$ 11,601,997</u>

