

Chief Medical Officer's Report

March 28, 2016

Data from the month of February, 2016

Recruitment and Staffing



► Current vacancies

- Peds physician for TCC - immediate need
- FP provider for Uptown FP - immediate need
- Possible FP physician for Ridge Spring (May)
- FP physician(s) for LC4 - impending need (August)

► Recruiting/Plans

- FP physician signed contract (August - UFP/Bethany)
- FP physician assistant signed contract (April - UFP)
- Most likely locum tenens (LT) provider for LC4 as of August, but may have LT to perm option
- Might also have to use LT for Ridge Spring, we'll see
- Peds and FP recruiting continues

Production Highlights

December 2015

- ▶ Overall for month
 - ▶ Patients per day average FP = 18.2 ↑
 - ▶ Patients per day average Peds = 21.6 ↑
- ▶ “Real” Range - 12.1 to 23.5 patients per day
 - ▶ Notables
 - ▶ FP and Peds overall up
 - ▶ Trouble spots....WSFP, RSFP, CFFP, LFP, LC4
 - ▶ Same individuals and sites - some changes in progress
 - ▶ New scheduling at TCC has really helped numbers
 - ▶ Effect of DPI process?

Quality/Population Health

- ▶ **Patient-Centered Medical Home (PCMH)**
 - ▶ Organization-wide at level 2, working on submission for 2016 level 3
- ▶ **Meaningful Use**
 - ▶ Stage 2 for 2015 being prepared for submission, still working through some issues
- ▶ **Population health**
 - ▶ Most efforts going into data gathering, compiling and (easy) gap resolution
 - ▶ Working with insurance groups to get better usable data

Summary - still no change

Quality/Population Health

QI meeting - January 29, 2016

- ▶ Membership
 - ▶ Members rotating off, will look for those desiring to be on committee
- ▶ HEDIS measures
- ▶ Meaningful Use
- ▶ Monthly reports
 - ▶ Confirming accuracy of reporting, so any deficit is either failure to document or failure to perform
 - ▶ Will continue to monitor - members ponder solutions
- ▶ UDS Report
 - ▶ PHQ issue - all patients 18+ should have annual PHQ screening
 - ▶ Will investigate current form and workflow - might need some tweaking or outright modification
 - ▶ Dr. Simons to investigate and come up with suggestions
- ▶ Next meeting scheduled for March 25, 2016

Quality Measures

► Control of diabetes (A1C levels)

		Where we are	Where we want to be
	Great!	65%	>60% 
	So-so	10%	<25% 
	Not so hot	25%	<15% 

The middle section is still shrinking, while the bad continues to increase.

Quality Measures

► Control of hypertension (blood pressure)

Where we are

Where we want to be



So-so

58%

>70%



Exactly same as last month

Quality Measures

► Cervical cancer screening (Pap tests)

Where we are

Where we want to be



Goal!...new goal

42%

>40%



Same as last month...but still up

Quality Measures

► Breast cancer screening (mammograms)

Where we are

Where we want to be



So-so

49%

>70%



Very slight decrease from last month...just 1%

Quality Measures

► Colon cancer screening (colonoscopies)

Where we are

Where we want to be



Great!

46%

>40%



Slight decrease but still hitting goal (new goal)

Quality Measures

► Vaccination rates (children)

Where we are

Where we want to be



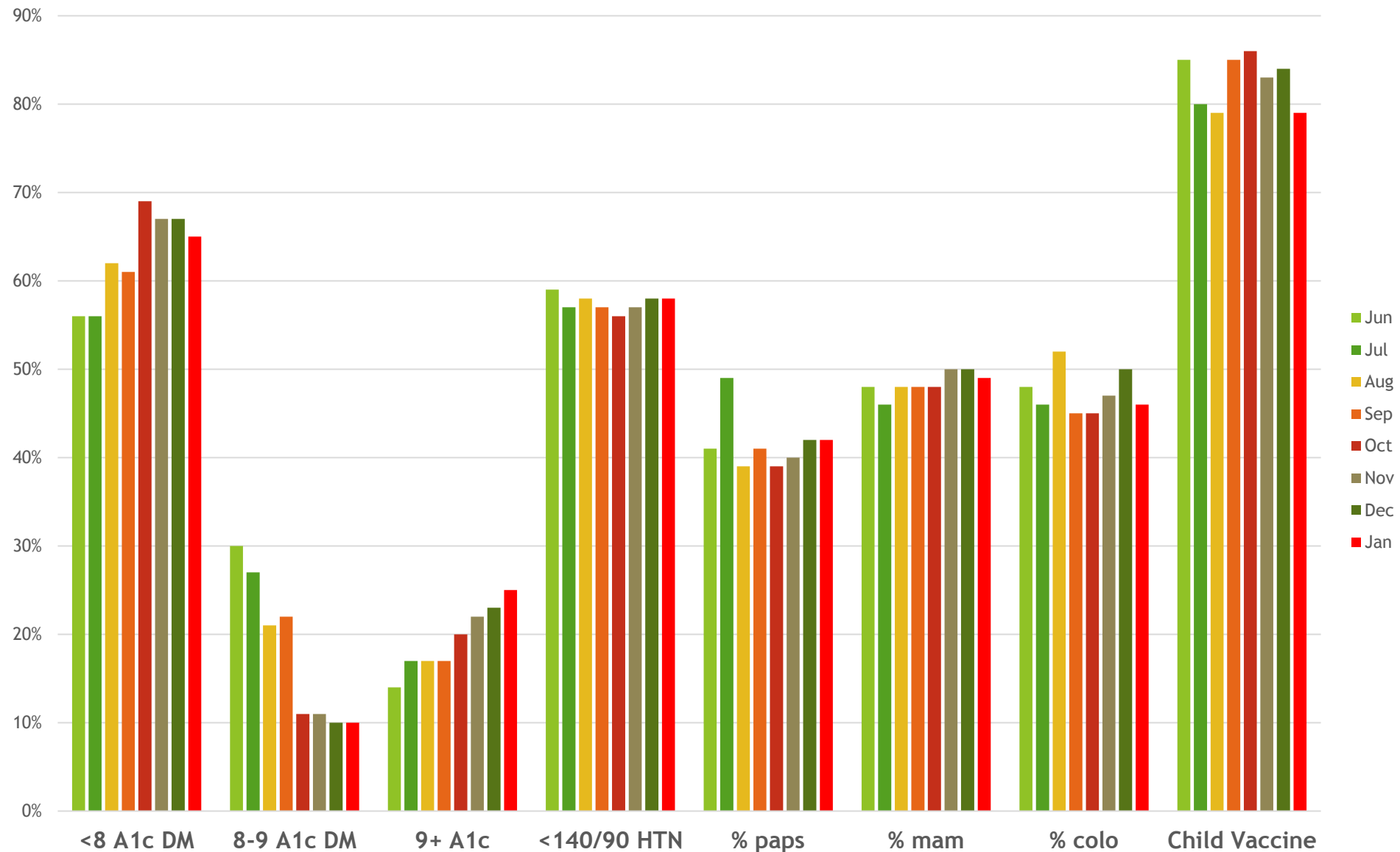
Great!

79%

>82% 


We are still so very close.

Quality Measures - Feb 2016





Speaking of data...



Uniform Data System (UDS) Report

- ▶ **Annual performance report**
- ▶ **Required of all FQHCs and look-alikes**
- ▶ **Includes:**
 - ▶ Population data
 - ▶ Staffing and utilization data
 - ▶ Diagnosis data
 - ▶ Clinical quality data
 - ▶ Financial data
- ▶ **Used to compare specific health center performance year to year**
- ▶ **Used to compare health centers across the country**

UDS Report Results

- ▶ Prenatal patients = 33 most 1st trimester
 - ▶ Possibly the most accurate year yet
- ▶ 3rd birthday vaccines = $550/703 = 78.2\%$
 - ▶ Change of definition helped
- ▶ Cervical cancer screening = $2249/5366 = 41.9\%$
 - ▶ Slow improvement for old reasons
- ▶ Adolescent weight and counseling = $2335/7800 = 30.0\%$
 - ▶ Lucky to have 30%
- ▶ Adult weight and counseling = $7891/15609 = 50.5\%$
 - ▶ Good improvement

UDS Report Results

- ▶ Tobacco use and intervention = $11648/14697 = 79.2\%$
 - ▶ Improving
- ▶ Asthma medication = $409/487 = 84.0\%$
 - ▶ Solid
- ▶ CAD on lipid therapy = $258/398 = 64.8\%$
 - ▶ Room for improvement
- ▶ IVD on aspirin = $917/1229 = 74.6\%$
 - ▶ Solid
- ▶ Colorectal cancer screening = $2798/6635 = 42.2\%$
 - ▶ Stable

UDS Report Results

- ▶ HIV linkage to care = $5/5 = 100\%$
 - ▶ Unfortunately, only one way to go
- ▶ Depression screening = $1714/18171 = 9.4\%$
 - ▶ Still gearing up
- ▶ Dental sealants = $0/1 = 0.0\%$
 - ▶ Quandry
- ▶ Babies delivered to our moms = 12 (1 <2500g)
- ▶ HTN controlled = $4184/7256 = 57.7\%$
 - ▶ Stable
- ▶ Diabetic control = $1888/2817 = 67\%$ A1C <8

Compliance for FY 2016

► **Peer review**

FY 2015 Completed - results soon

Will prepare for FY 2016

► **Patient Satisfaction Survey**

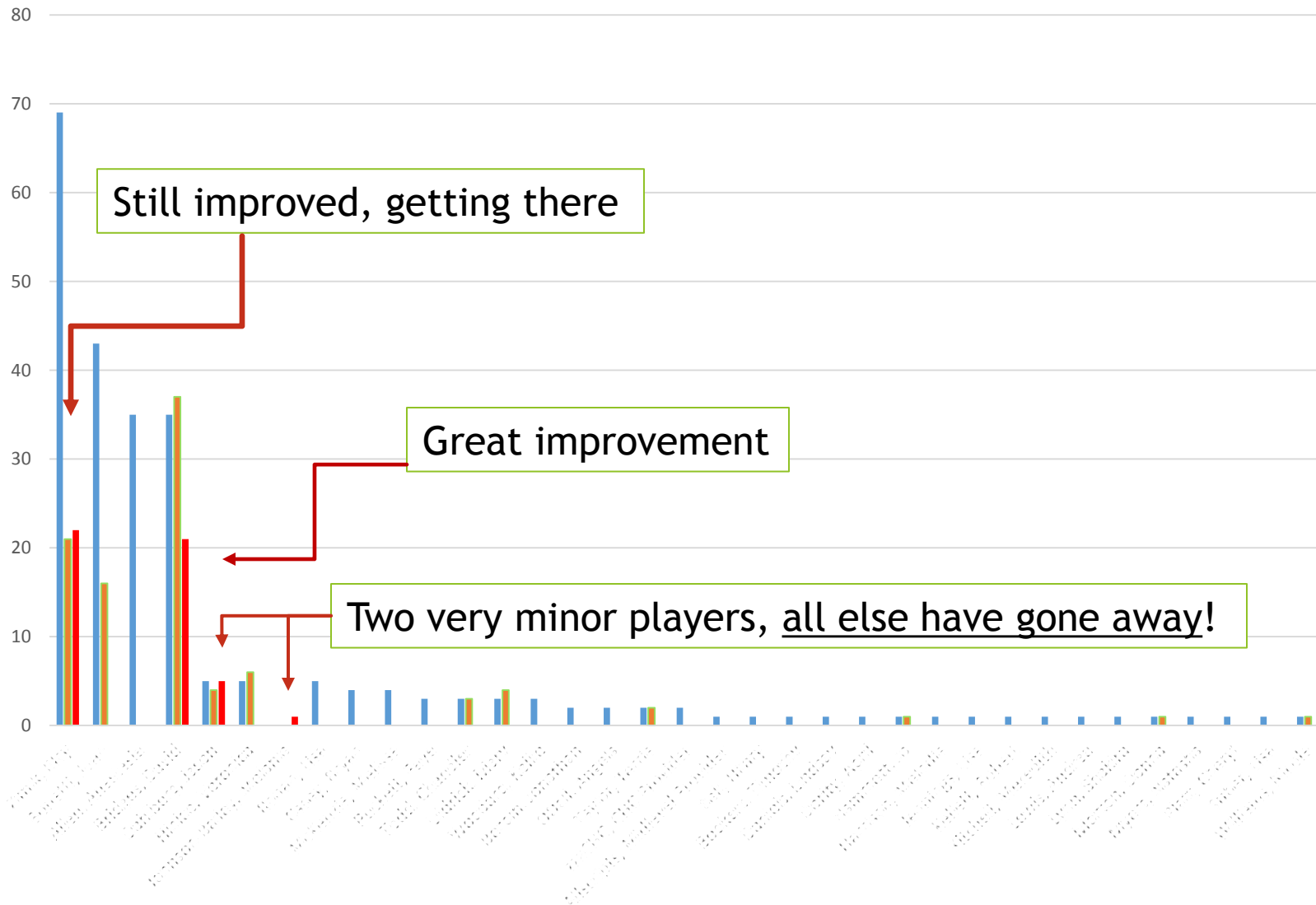
Preparing for upcoming survey

► **Dismissals for the month**

2 - rude, threatening or otherwise inappropriate behavior

Compliance for FY 2016

Incomplete Notes - Feb 2016



Action Items

- ▶ Credentialing and privileging
 - ▶ William “Bill” E. Stanley, PA (new at Uptown)
 - ▶ Nancy Hart Wicker, MD (Bethany fill-in)
 - ▶ Christian Reinholz, MD (new at Uptown and Bethany)
- ▶ Look for a new slim-and-trim 2016 QI Plan and maybe some other revamped policies next month